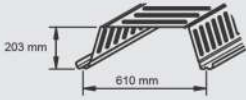
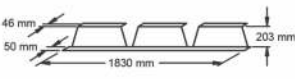

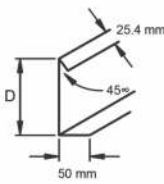
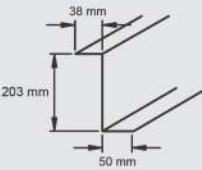
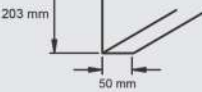
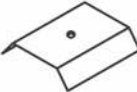
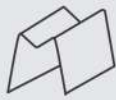





ComSlab® DETAILS

ComSlab® STEEL DECK AND ACCESSORIES

MATERIALS	THICKNESS		WEIGHT		PACKAGING Pieces
	mm	in.	SI	Imperial	
ComSlab® STEEL DECK (Z275 FINISH) 	0.953 1.257	0.0375 0.0495	12.6 kg/m ² 16.6 kg/m ²	2.58 lb/ft ² 3.41 lb/ft ²	30 pieces per bundle cut to length
90° END CLOSURES (Z275 FINISH) 	1.37	0.054	2.98 kg/m or 5.44 kg/pc	1.75 lb/ft. or 10.5 lb/pc	50 pieces per bundle
45° END CLOSURES (Z275 FINISH) 	1.37	0.054	3.5 kg/m or 6.38 kg/pc	1.71 lb/ft. or 14.5 lb/pc	50 pieces per bundle
PERIMETER TRIMS (Z275 FINISH)  <p>D = overall slab depth</p>	1.37	0.054	17.7 kg/pc to 20.4 kg/pc	39 lb/pc to 45 lb/pc	10 pieces per bundle 10 ft. lengths
INSIDE TRIMS (Z180 FINISH) 	0.838 1.09	0.033 0.043	9.1 kg/pc 11.3 kg/pc	20 lb/pc 25 lb/pc	10 pieces per bundle 10 ft. lengths
CORRIDOR TRIMS (Z180 FINISH) 	1.37	0.054	13.6 kg/pc	30 lb/pc	
SIDE-LAP WASHERS (Z180 FINISH) 	1.09	0.043	11.3 kg per carton	25 lb per carton	500 pieces per carton
REBAR SUPPORTS (Z180 FINISH) 	0.838	0.033	20.4 kg per carton	45 lb per carton	300 pieces per carton
RESTRAINT STRAPS (Z180 FINISH) 	0.838	0.033	4.54 kg per bundle	10 lb per bundle	50 pieces per bundle
FASTENERS No.14 1/4 - 14 X 1" Hex S.D. Zinc SCREWS No.8 x 1/2" Wafer S.D. Zinc			1.81 kg per carton 1.81 kg per carton	4 lb per carton 4 lb per carton	300 pieces per carton 1500 pieces per carton